

Phonics Rhymes

2008.8.6 LET
WORLD CALL 2008
HUKUOKA JAPAN

TABUCHI Ryuji (Mint Home School)
Mike CANEVARI (MY English)

=====

1) LESSON OBJECTIVES

=====

PHONICS THROUGH SOUNDS

This Phonics Rhymes program exposes students to English letters in a rhythmical form. This helps them to capture the intonation and phrasing.

The students listen to words and immediately repeat in fast tempo. In this way they naturally learn proper pronunciation. Rhythmical repeating of these rhyming words makes them clearly sound out the vowels. In addition, the fast tempo drill causes the students to avoid unnecessary vowel sounds.

In turn, they can gradually move somewhat effortlessly into text reading.

The overall improvement in their pronunciation naturally leads to effective reading and writing skills.

PRESENT PHONICS APPROACH IN JAPAN

Generally in Japan, students are taught phonics rules in addition to single letter sounds. Presently, learning single letter sounds of the entire alphabet is the basic premise of phonics in general.

However, this approach takes immense amount of time for ESL students to master. And ESL students are not familiar to native English sounds.

Therefore, their pronunciation sounds Japanese rather than English. It is called "katakana eigo".

In addition, phonics rules have many exceptions that cause students to become confused. For example "come, some, love, dove, glove" does not follow the silent "E" rule like "dome, home, Rome, stove, grove."

Our new phonics approach "Phonics Rhyme" is not to teach students the number of rules as a step in introducing reading techniques. But instead we approach it in a manner that is easy to begin reading practice. Phonics Rhyme approach is to practice common set letter groups in a rhythmical and rhythmic jingle style manner. This technique showed immediate results in early students.

=====


2) LESSON FLOW

=====

Phonics Rhyme / Listen & Speak STEP 1

Card1

In the beginning, Phonics Rhyme Cards are used to introduce 18 new words.



The students focus on the picture and the sound along with a text simultaneously. The text is first very small and next much larger. The simple illustrations make it easier to understand the meaning of the words with minimal use of Japanese directions. The instructor can vary the way words are introduced to keep the students interested as well as challenging them.


With clear sound and large illustrations, students can learn the words quickly.

Phonics Rhyme / Listen & Speak STEP 2

Card2

The text becomes much larger than in Step 1.

The students watch the letters along with the sound simultaneously. Then they can learn the sound of the letters. Students begin to read the words naturally.



Phonics Rhyme / Listen & Speak STEP 3

Tri-Cared

The students practice with three rhyming words that are grouped together as illustration and repeated in quick tempo.

The two-letter syllable is repeated twice followed by the three family words illustrations.

The students practice the words through the pictures.

They will learn the meaning of the words in preparation for the next step.



Phonics Rhyme / Listen & Speak STEP 4

List

Phonics Rhyme List is used as a drill in repeating the sounds and words without pictures. The entire list of words is seen all at once.

Sounding out the syllables followed by the 3 words family, the students can tune themselves to the correct pronunciation without much effort.



Pronunciation is enhanced through rhythmical drills. Basically the consonants are clearly heard as well as the vowels. That is the consonants are pronounced as consonants without vowels following them like Japanese sounds.

Phonics Rhyme / Listen & Speak STEP 5

Text

From step 1 to 4 students have been practicing single words.

And now step 5 this drill incorporates those words within a sentence. In addition other words are included as a means to make a complete sentence. These words are colored in black and the practiced words are in red. The expectations were that they could read the red words but in actual practice they learned to read the black words as well. Since these black words appear often in other sentences, students naturally learn them. Actually teachers gave little instructions on how to read them.



The students tend to read in phrases unlike the staccato reading of past students who practiced phonics in Japan. The intonation is very natural and fluid. This makes it easy to listen and understand for native speakers of English.

Phonics Rhyme / Listen & Speak EXERCISE

e-Games

After the students can relatively read out loud, they can begin training by use of several different word games.

These games involve hearing, reading, dictating and understanding in an amusing format.



The students can playfully practice with little stress.


From the instructor's view point this is a very good observation time to see how much the students have achieved recognition of these words. And also it allows the instructors to move ahead or review once more according to the student's present level.

In the final stages of the sections, students can put to use what they have been practicing.

In these drills, their ability to recognize, read and write is developed further by building confidence.

However, it is important not to be too critical of their mistakes.

The objective is to reinforce their lesson content.



=====

3) SUMMARY

=====

Within less than a year of practicing this phonics rhyme program, students were able to read actual sentences with some understanding.

The student's pronunciation improved greatly as well as letter recognition.

The intonation is very natural and fluid.

Natural phrasal reading has taken hold.

Students' confidence in reading has grown.

- A The students take to the sound focused program with great interest.
- B Through clear audio letter recognition is enhanced.
- C The students learn natural phrasing and pronunciation.
- D This vowel emphasized drill is suitable for ESL Japanese students.
- E Phonics Rhyme Method shows great potential.

INFO

SITE : http://www5b.biglobe.ne.jp/~mint_hs/news/n20080803.html

Key Words : Phonics Rhyme、 movie-Boxed

Mint Home School : 〒370-0013 Gunma ken Takasaki shi Hagiwara machi 950-31

Tel. 027-353-1091

e-mail : tabuchiryuji@nifty.ne.jp

MY English : Gunma ken maebashi shi Hikarigaoka 23-3

Tel. 027-212-3988